



### District Report Card: 2017


<b>State:</b> Odisha	<b>District:</b> Deogarh
<b>Class:</b> 3	<b>Subject:</b> Language
<b>Schools:</b> 45	<b>Students:</b> 525


### Participation/Coverage


#### Students

<div>GENDER</div> <div></div>	Boys		Girls	
	Number	%	Number	%
	283	53.90	242	46.10

<div>AREA</div> <div></div>	Rural		Urban	
	Number	%	Number	%
	506	96.38	19	3.62

<div>CATEGORY</div> <div></div>	SC		ST		OBC		GEN	
	Number	%	Number	%	Number	%	Number	%
	123	23.43	204	38.86	192	36.57	6	1.14

<div>CWSN</div> <div></div>	LD	VI	HI	S&LD	ID	Oth
	5	1	0	0	1	2

<div>Management</div> <div></div>	Government		Government-aided	
	Number	%	Number	%
	507	96.57	18	3.43

### Average Performance of Students in Language (%)

Overall	Gender		Area		Management		Social Group			
	Male	Female	Rural	Urban	Govt.	Aided	SC	ST	OBC	GEN
65.89	67.14	64.44	65.45	77.54	66.51	48.52	72.57	59.44	68.78	55.56

## Performance on Learning Outcomes (LOs)

Learning Outcomes	Description	Average Performance(%)
L304	Reads small texts with comprehension i.e., identifies main ideas, details, sequence and draws conclusions	67.94
L312	Reads printed scripts on the classroom walls: poems, posters, charts etc.	61.79

Range of Performance of Students who Answered Correctly							
Below 30%		30% - 50%		50% - 75%		Above 75%	
Number	%	Number	%	Number	%	Number	%
43	8.19	87	16.57	189	36.00	206	39.24

## Lowest Performing Learning Outcomes (LOs)

1 - Reads printed scripts on the classroom walls: poems, posters, charts etc. (61.79)

2 - Reads small texts with comprehension i.e., identifies main ideas, details, sequence and draws conclusions (67.94)